



DMP Payment Procedure

CARD TRANSACTION – ATM

SILA TUNGGU SEBENTAR
KAD SEDANG DISAHKAN

PLEASE WAIT WHILE
YOUR CARD IS BEING VERIFIED

磁卡在处理中，请稍候

RELOADS AVAILABLE HERE

-MAXIS -CELCOM -DIGI
-ITALK -HAPPY -TMNET
-TOUCH N GO

1) Insert card, wait and above screen will be appear.

USING YOUR MAYBANKARD
OVERSEAS OR PLUS FACILITY?

PLEASE ACTIVATE AT ANY
MAYBANK ATMS. SELECT
"OTHER SERVICES" THEN
"OVERSEAS/PLUS FACILITY"

OR CONTACT OUR CALL CENTRE
AT 1-300-88-6688 FOR
ASSISTANCE

CONTINUE



2) Press 'CONTINUE' button to do transaction.

WELCOME
INI KAD GIE

PLEASE ENTER
YOUR PERSONAL
IDENTIFICATION
NUMBER
(6 DIGITS)



3) Enter pin number for verification

MAIN MENU
PLEASE SELECT A TRANSACTION

← PIN CHANGE	CASH WITHDRAWAL →
← PAYBILLS	BALANCE INQUIRY →
	MAYBANK2U / PHONE BANKING / ATM SMS ALERTS →
	OTHER TRANSACTION →

4) Select 'PAYBILLS' button to pay AKPK

PLEASE SELECT TYPE OF PAYMENT

	REGISTERED PAYEE CORP	➤
◀ LHDNM	MAYBAN ASSURANCE BHD	➤
◀ AKPK		
	MAIN MENU	➤

5) Select 'AKPK' button.

PLEASE ENTER DMP BORROWER
IC NO.

670124016246

PLEASE CONFIRM YES



NO



PREVIOUS
SCREEN



MAIN
MENU



6) Enter IC Number for AKPK valid borrower

PLEASE ENTER YOUR CONTACT NO.

0123456789

PLEASE CONFIRM

YES



NO



7) Enter HP Number for reference.

PLEASE ENTER AMOUNT

RM 10.00

PLEASE CONFIRM YES



NO



PREVIOUS
SCREEN



MAIN
MENU



8) Enter amount to pay to AKPK (will deduct from account)

PLEASE SELECT 'FROM' ACCOUNT

← SAVINGS
114011000017

← CURRENT
514011001451

← MAYBANK2U.PREMIER
514011252569

MORE
ACCOUNT



9) Choose account to be deduct.

PAYMENT DETAILS

IC NO:670124016246

NAME :SHAMSUL HASHIM BIN MOHD.

H/P NO:0123456789

AMOUNT (RM): 10.00

PLEASE CONFIRM

YES



NO



10) Confirmation details will be displayed. Press 'YES' to continue or 'NO' to cancel.

YOUR TRANSACTION IS BEING
PROCESSED. PLEASE WAIT . . .

RELOADS AVAILABLE HERE

-MAXIS -CELCOM -DIGI
-ITALK -HAPPY -TMNET
-TOUCH N GO

11) Wait transaction to processed

YOUR TRANSACTION

IS PROCESSED

DO YOU WISH TO CONTINUE?

YES

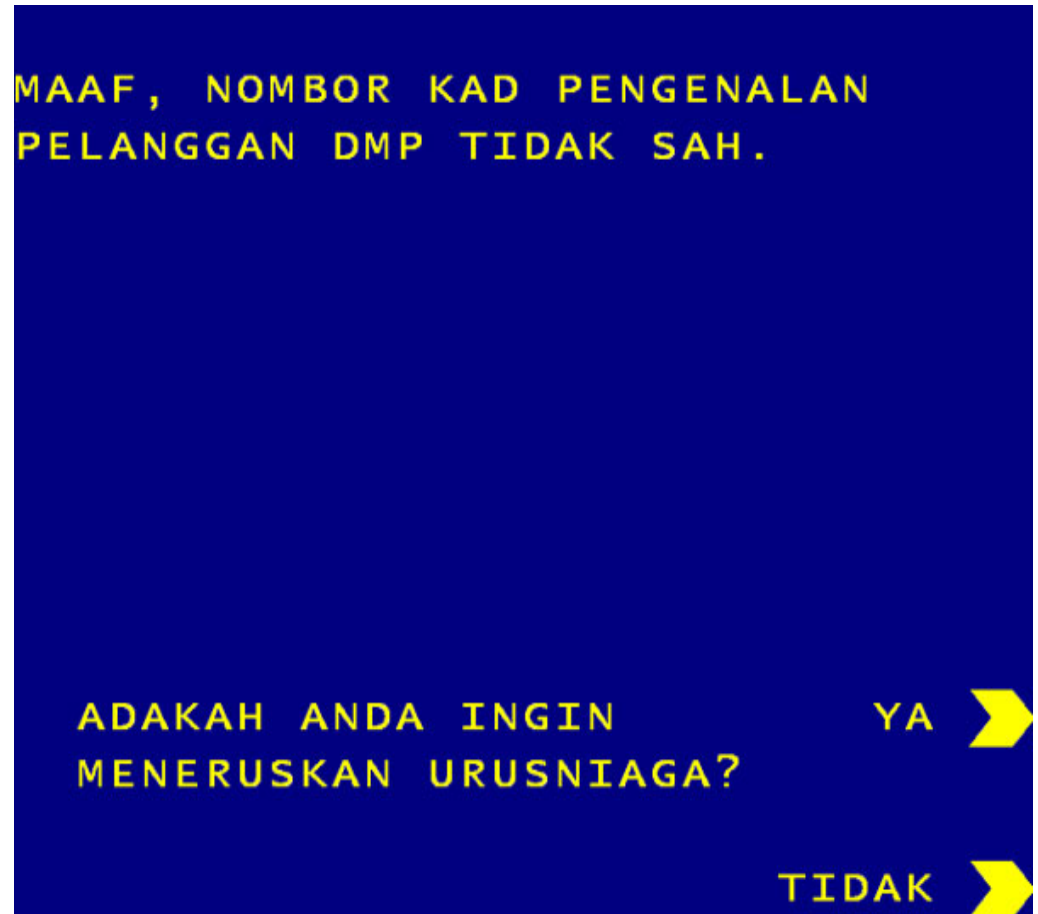
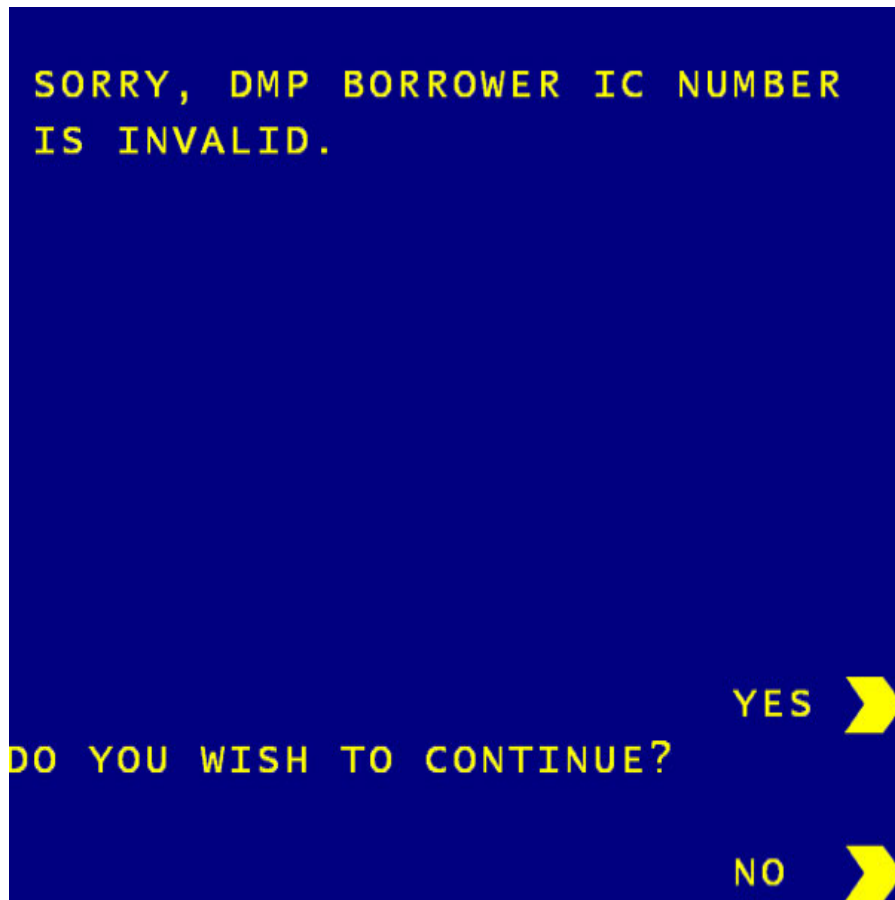


NO



12) Transaction successful processed. Press 'YES' to continue other transaction or 'NO' to quit.

REJECT SCREEN (AKPK) – ATM



1) Above screen will be displayed if IC Number borrower entered is invalid.

SORRY, THIS TRANSACTION CANNOT
BE PROCESSED.
KINDLY REFER TO AKPK.

DO YOU WISH TO CONTINUE?

YES 

NO 

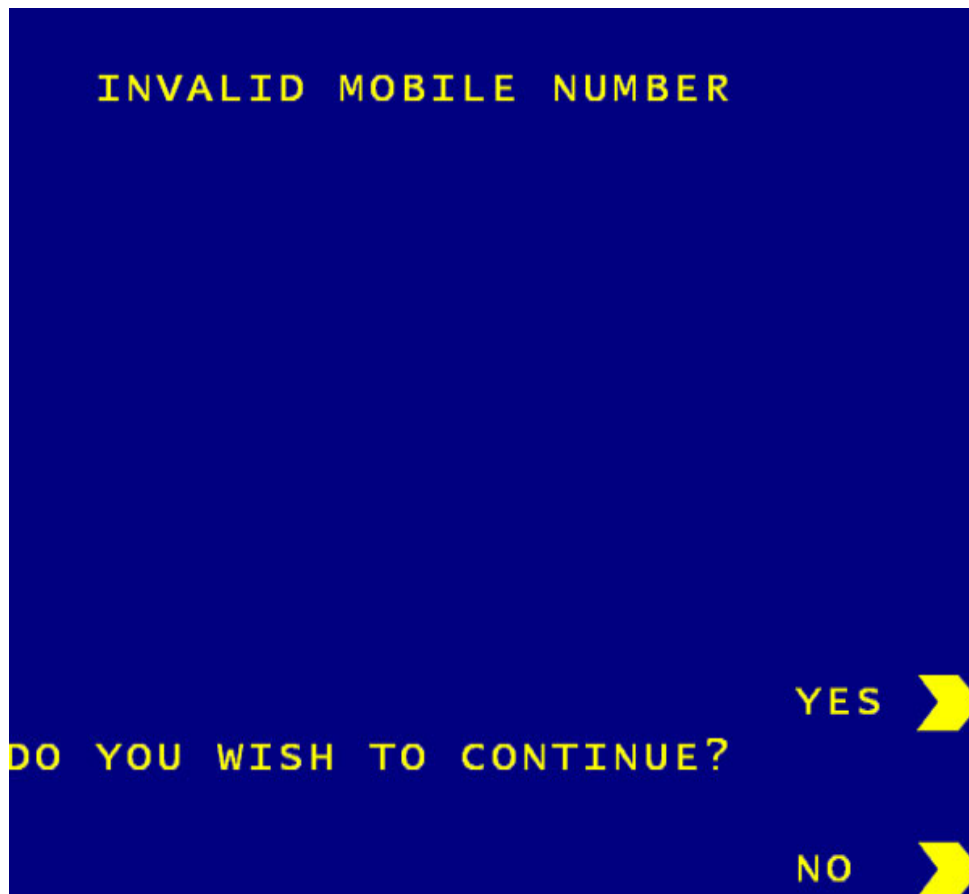
MAAF, MESIN INI TIDAK DAPAT
MEMPROSES TRANSAKSI ANDA.
SILA BERURUSAN DENGAN AKPK.

ADAKAH ANDA INGIN
MENERUSKAN URUSNIAGA?

YA 

TIDAK 

2) Above screen will be displayed if IC Number borrower entered is inactive.



3) Above screen will be displayed if HP/HOME Number entered is invalid.