



# DMP Payment Procedure

Payment via [Maybank2U.com](http://Maybank2U.com)

# 1. Login to Maybank2u.com

maybank2u.com  
Friday, 8 July 2011 11:40:46

Welcome to Maybank2u

Please use your Online Banking username and password to log in.

Username:  [Next](#)

[Forgot password?](#) [First time Login?](#)

**Online stocks:** [Click here to login](#)

**Stay safe online!** Please make sure you login at the correct Maybank2u.com URL / Address

- Never login via email links
- Never reveal your PIN / Password to anyone
- [Click here to notify us of any Maybank2u.com Internet Banking fraud](#)

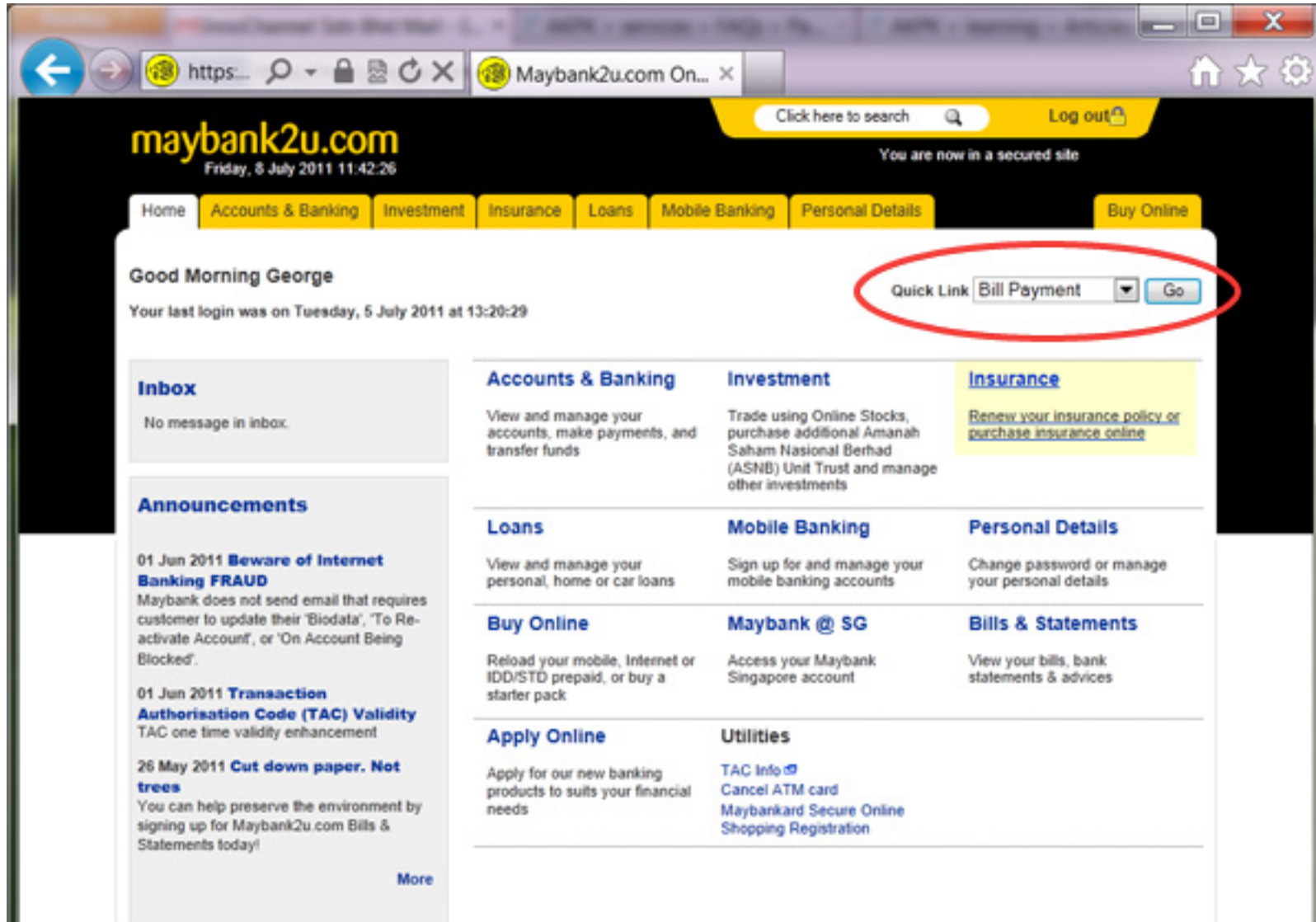
For other online banking enquiries, call our Customer Care hotline at 1-300-88-6688 or 603-7844 3696 if you are overseas (24 hours daily, including holidays).

Please be reminded that your account will be inactive if you do not login to M2U for 3 months, and will be automatically deactivated if the account remains idle for 6 months.

WebTrust

[Help](#) | [Terms & Conditions](#) | [Security, Privacy & Client Charter](#) | [FAQ](#)

## 2. Select on 'Bill Payment' and click 'Go'.



The screenshot shows the Maybank2u.com website interface. At the top, there is a navigation bar with a search box and a 'Log out' button. Below this is a main menu with categories: Home, Accounts & Banking, Investment, Insurance, Loans, Mobile Banking, Personal Details, and Buy Online. The user is logged in as 'George', and the page displays a 'Good Morning George' greeting along with the last login time. A 'Quick Link' dropdown menu is open, showing 'Bill Payment' selected, with a 'Go' button next to it. The main content area is divided into several sections: 'Inbox' (no messages), 'Announcements' (including 'Beware of Internet Banking FRAUD' and 'Transaction Authorisation Code (TAC) Validity'), 'Accounts & Banking', 'Investment', 'Insurance' (highlighted), 'Loans', 'Mobile Banking', 'Personal Details', 'Buy Online', 'Maybank @ SG', 'Bills & Statements', 'Apply Online', and 'Utilities'.

maybank2u.com  
Friday, 8 July 2011 11:42:26

Click here to search Log out

You are now in a secured site

Home Accounts & Banking Investment Insurance Loans Mobile Banking Personal Details Buy Online

Good Morning George  
Your last login was on Tuesday, 5 July 2011 at 13:20:29

Quick Link Bill Payment Go

**Inbox**  
No message in inbox.

**Announcements**

01 Jun 2011 **Beware of Internet Banking FRAUD**  
Maybank does not send email that requires customer to update their 'Biodata', 'To Re-activate Account', or 'On Account Being Blocked'.

01 Jun 2011 **Transaction Authorisation Code (TAC) Validity**  
TAC one time validity enhancement

26 May 2011 **Cut down paper. Not trees**  
You can help preserve the environment by signing up for Maybank2u.com Bills & Statements today!

More

**Accounts & Banking**  
View and manage your accounts, make payments, and transfer funds

**Investment**  
Trade using Online Stocks, purchase additional Amanah Saham Nasional Berhad (ASNB) Unit Trust and manage other investments

**Insurance**  
[Renew your insurance policy or purchase insurance online](#)

**Loans**  
View and manage your personal, home or car loans

**Mobile Banking**  
Sign up for and manage your mobile banking accounts

**Personal Details**  
Change password or manage your personal details

**Buy Online**  
Reload your mobile, Internet or IDD/STD prepaid, or buy a starter pack

**Maybank @ SG**  
Access your Maybank Singapore account

**Bills & Statements**  
View your bills, bank statements & advices

**Apply Online**  
Apply for our new banking products to suits your financial needs

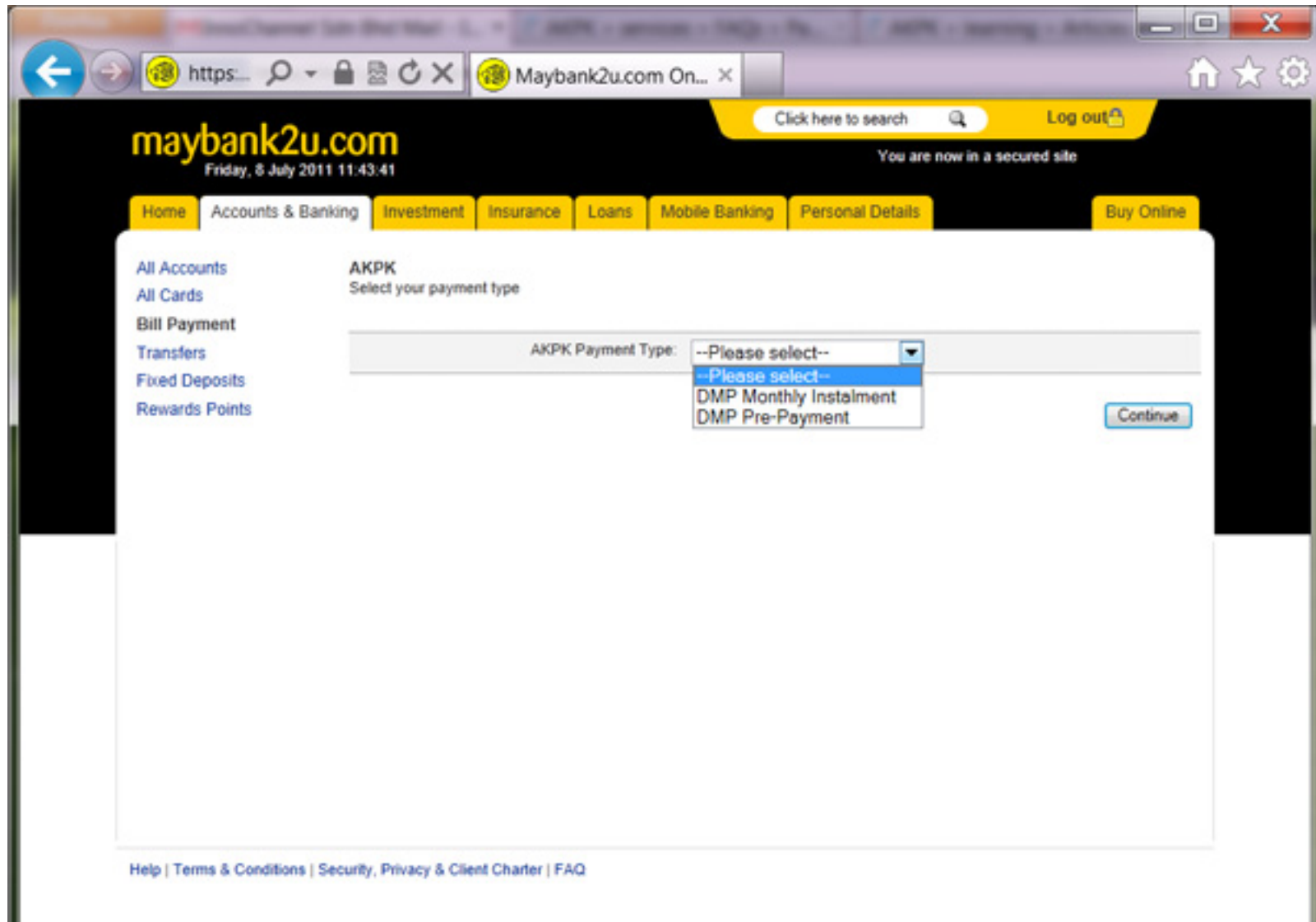
**Utilities**  
[TAC Info](#)  
Cancel ATM card  
Maybankard Secure Online  
Shopping Registration

# 3. Click on 'AKPK: Make a DMP Payment'

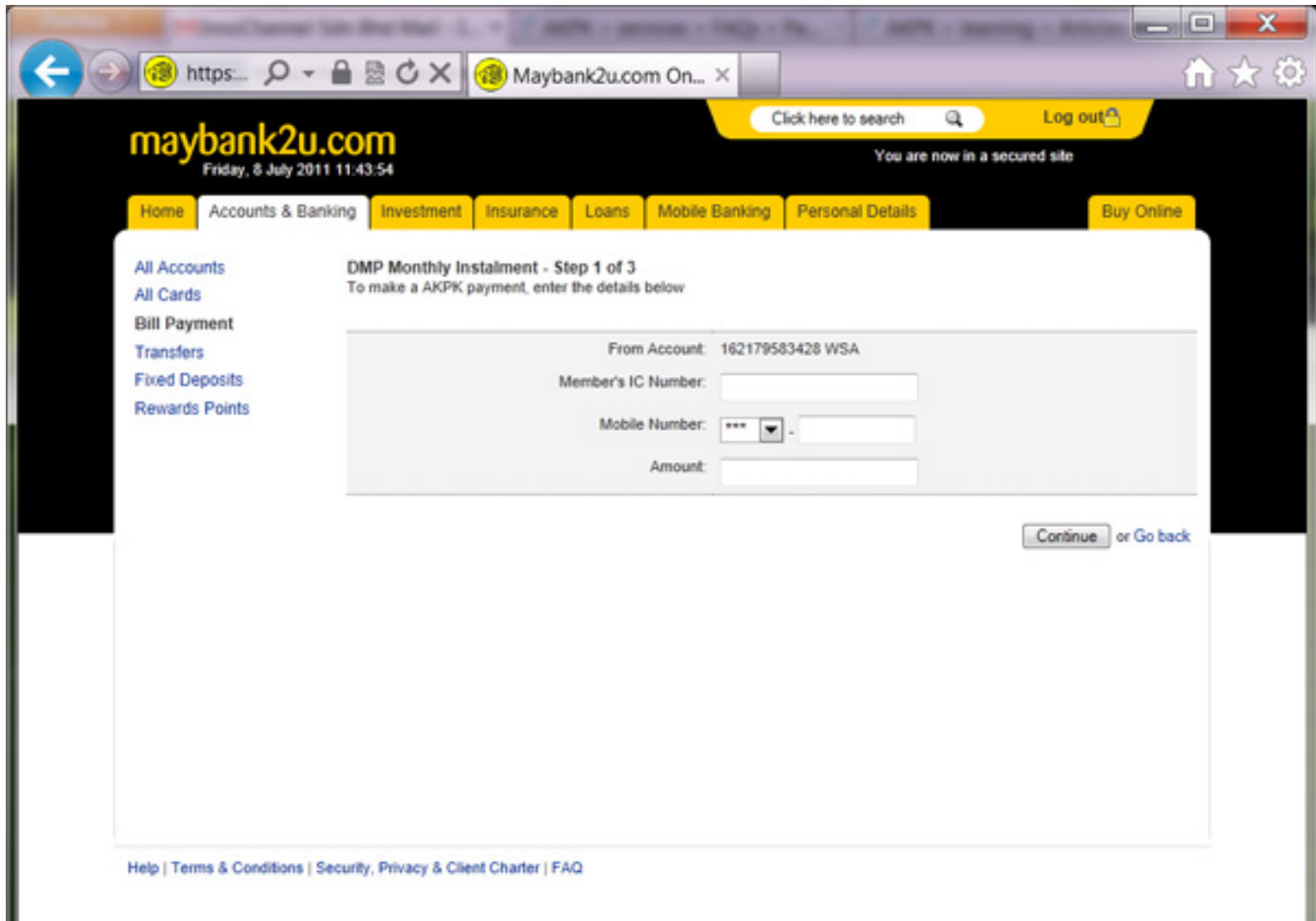
The screenshot shows the Maybank2u.com website interface. The browser address bar displays 'https://www.maybank2u.com'. The page header includes the Maybank2u logo, the date 'Friday, 8 July 2011 11:43:16', and a 'Log out' button. A navigation menu at the top contains links for Home, Accounts & Banking, Investment, Insurance, Loans, Mobile Banking, Personal Details, and Buy Online. A left-hand sidebar lists various services: All Accounts, All Cards, Bill Payment, Transfers, Fixed Deposits, and Rewards Points. The main content area is titled 'Payments' and includes a sub-header 'Make a bill or income tax payment and manage your payment preferences'. Below this, there are several payment options arranged in a grid. The option 'Make a payment to Agensi Kaunseling Dan Pengurusan Kredit (AKPK)' is highlighted with a red circle. Other options include 'Make a one-off payment', 'Make a payment to a favourite payee', 'Make a credit card payment', 'Make an income tax payment', 'Make a charge card payment', 'Payment Discrepancy', 'Review payment history & future payments', 'Review recurring payment history & future recurring payment', 'Manage my favourite payees', 'Manage non-Maybank credit cards', 'View past payments', 'View past recurring payment', 'Add favourite payee', 'Delete favourite payee', 'Manage future payments', 'Manage future recurring payment', 'Payment limit maintenance', and 'Manage the payment limit for your favourite payees'.

Payments Make a bill or income tax payment and manage your payment preferences			
<b>Make a one-off payment</b> Select from almost 600 payee corporations available	<b>Make a payment to a favourite payee</b> Pay a corporation you've marked as a favourite payee	<b>Make a credit card payment</b> Pay your Maybankard credit card bill	<b>Make an income tax payment</b> Pay your income tax to LHDN
<b>Make a payment to Agensi Kaunseling Dan Pengurusan Kredit (AKPK)</b> Make DMP Payment and DMP Prepayment	<b>Make a charge card payment</b> Pay your American Express charge card bills	<b>Payment Discrepancy</b> Make a report on payment discrepancy	
Review payment history & future payments View past payments Manage future payments	Review recurring payment history & future recurring payment View past recurring payment Manage future recurring payment	Manage my favourite payees Add favourite payee Delete favourite payee	Manage non-Maybank credit cards Add or remove other credit cards to pay your bills with
Payment limit maintenance Manage the payment limit for your favourite payees			

4. Click on 'AKPK Payment Type' and select 'DMP Monthly Instalment'. Then click 'Continue'. **(Please go to slide 10 for Prepayment)**



5. Request for TAC number. Select the account you wish to perform your 'DMP Monthly Installment'. Key in your IC no, Mobile Number and the amount you would like to pay. Click 'Continue'.



The screenshot shows a web browser window with the URL <https://www.maybank2u.com>. The page title is "Maybank2u.com On...". The website header includes the logo "maybank2u.com" and the date "Friday, 8 July 2011 11:43:54". A navigation menu contains links for Home, Accounts & Banking, Investment, Insurance, Loans, Mobile Banking, Personal Details, and Buy Online. A search bar and a "Log out" link are also visible. The main content area displays the "DMP Monthly Instalment - Step 1 of 3" form. The form title is "DMP Monthly Instalment - Step 1 of 3" and the instruction is "To make a AKPK payment, enter the details below". The form fields are: "From Account: 162179583428 WSA", "Member's IC Number:" with an input field, "Mobile Number:" with a dropdown menu and an input field, and "Amount:" with an input field. A "Continue" button and a "Go back" link are located at the bottom right of the form. The footer contains links for Help, Terms & Conditions, Security, Privacy & Client Charter, and FAQ.

maybank2u.com  
Friday, 8 July 2011 11:43:54

Home Accounts & Banking Investment Insurance Loans Mobile Banking Personal Details Buy Online

Click here to search Log out

You are now in a secured site

All Accounts  
All Cards  
Bill Payment  
Transfers  
Fixed Deposits  
Rewards Points

DMP Monthly Instalment - Step 1 of 3  
To make a AKPK payment, enter the details below

From Account: 162179583428 WSA

Member's IC Number:

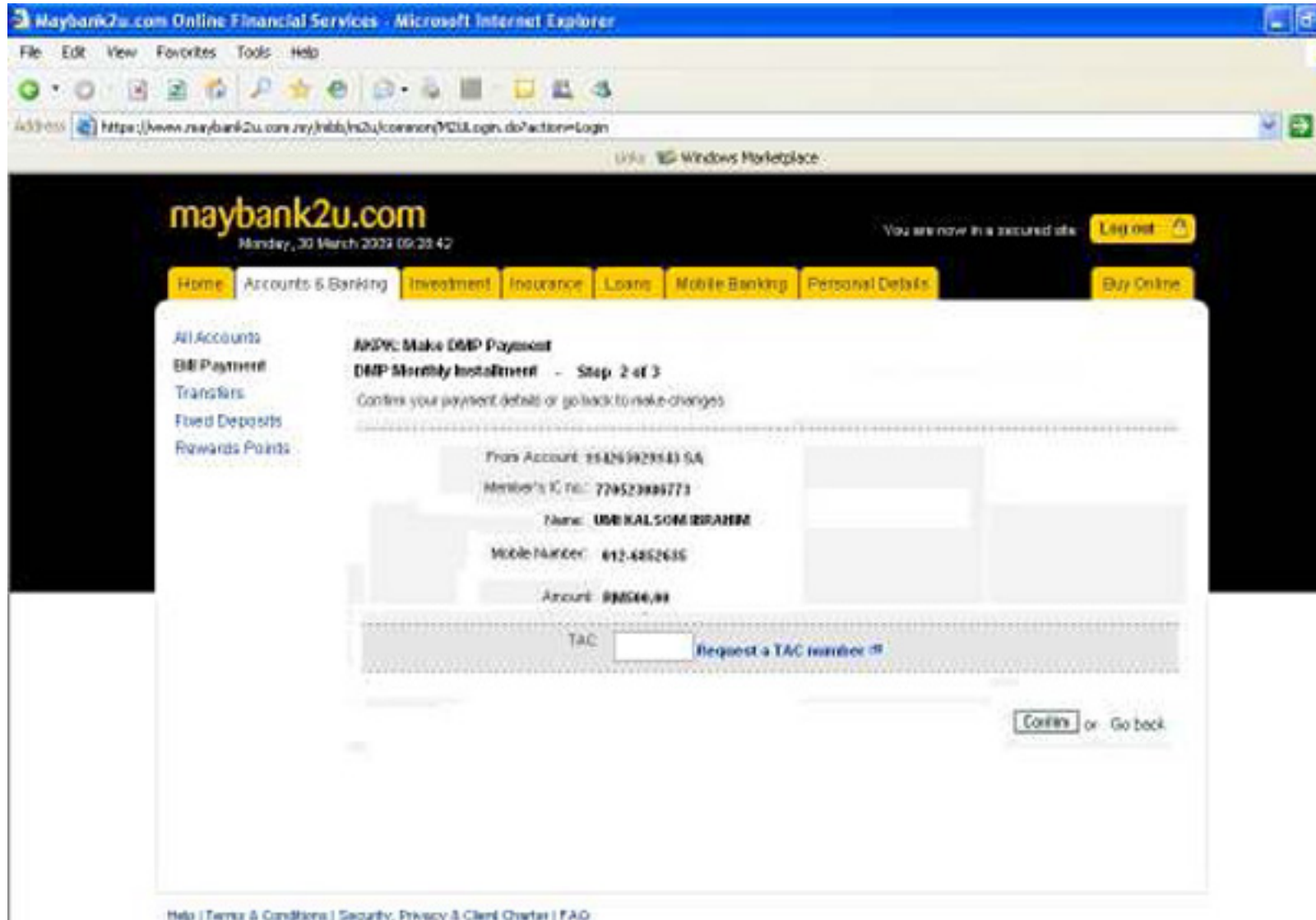
Mobile Number: \*\*\* -

Amount:

Continue or Go back

Help | Terms & Conditions | Security, Privacy & Client Charter | FAQ

6. Key in TAC number and click 'Confirm' to complete your transaction.



# 7. Payment Status Page will appear. Click 'Print Receipt' for your future reference

The screenshot shows a Microsoft Internet Explorer browser window displaying the Maybank2u.com website. The page title is "Maybank2u.com Online Financial Services - Microsoft Internet Explorer". The address bar shows the URL: "https://www.maybank2u.com.my/hibb/hs2u/connor/YCULogin.do?actor=Login". The website header includes the Maybank2u.com logo, the date and time "Monday, 30 March 2022 09:29:42", and a "Log out" button. The navigation menu includes "Home", "Accounts & Banking", "Investment", "Insurance", "Loans", "Mobile Banking", "Personal Details", and "Buy Online".

The main content area displays a confirmation message for a DMP payment. The message is titled "APP9: Make DMP Payment" and "DMP Monthly Installment - Step 3 of 3". It indicates the "Confirmation status" is "Successful". The transaction details are as follows:

Field	Value
From Account	114263829143 SA
Name	UNI KALSON IBRAHIM
Merchant ID no	376623884373
Mobile Number	612-4452635
Amount	288566.00
Status	Successful
Reference number	1392294322
Transaction date	26 Mar 2022
Transaction time	11:29:12

At the bottom of the confirmation message, there are two buttons: "Print receipt" and "Make another payment".

The footer of the page contains the text: "Help | Terms & Conditions | Security, Privacy & Client Charter | FAQ".

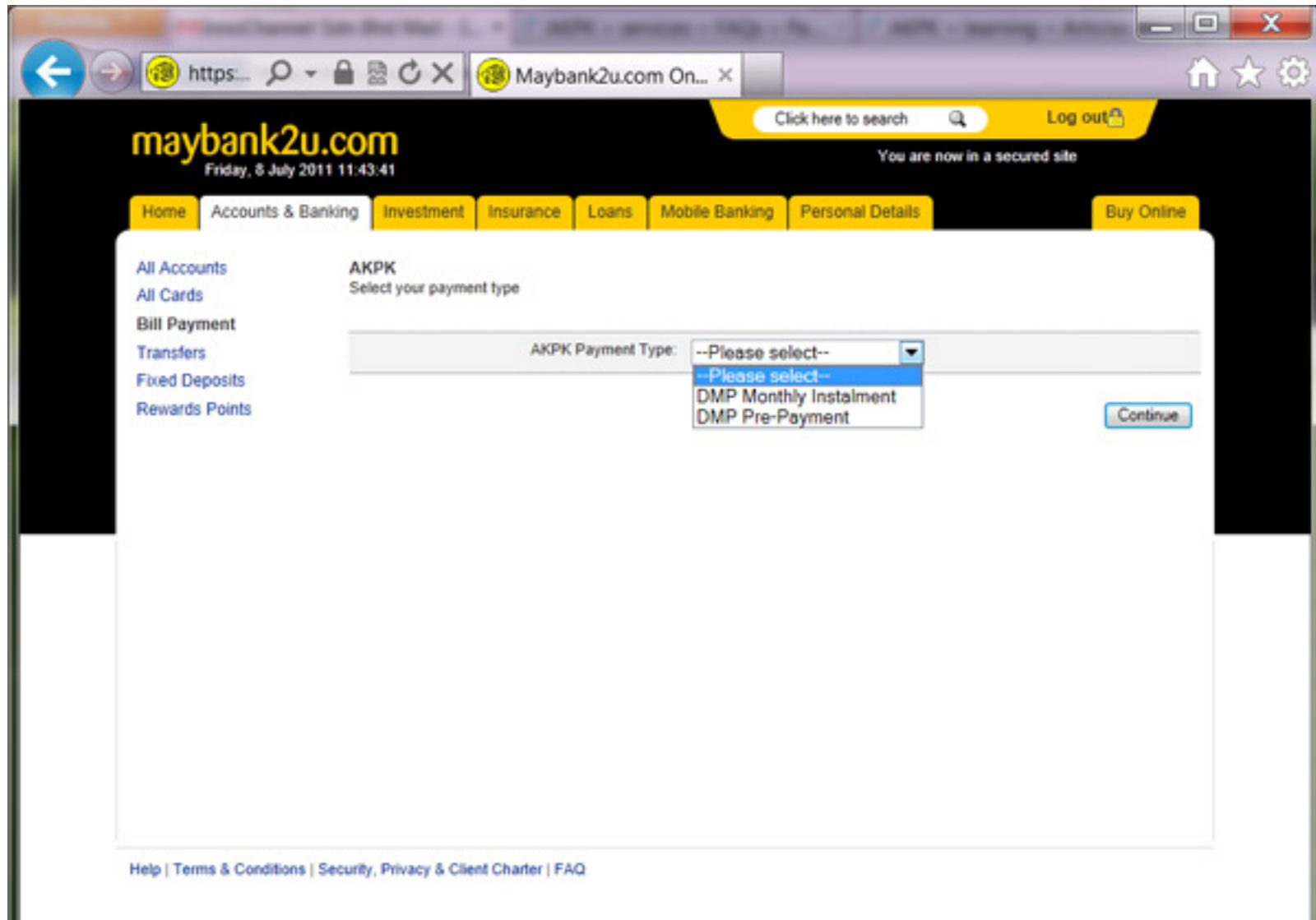


# 8. Keep the copy of your receipt for your future reference



# Make DMP Prepayment:

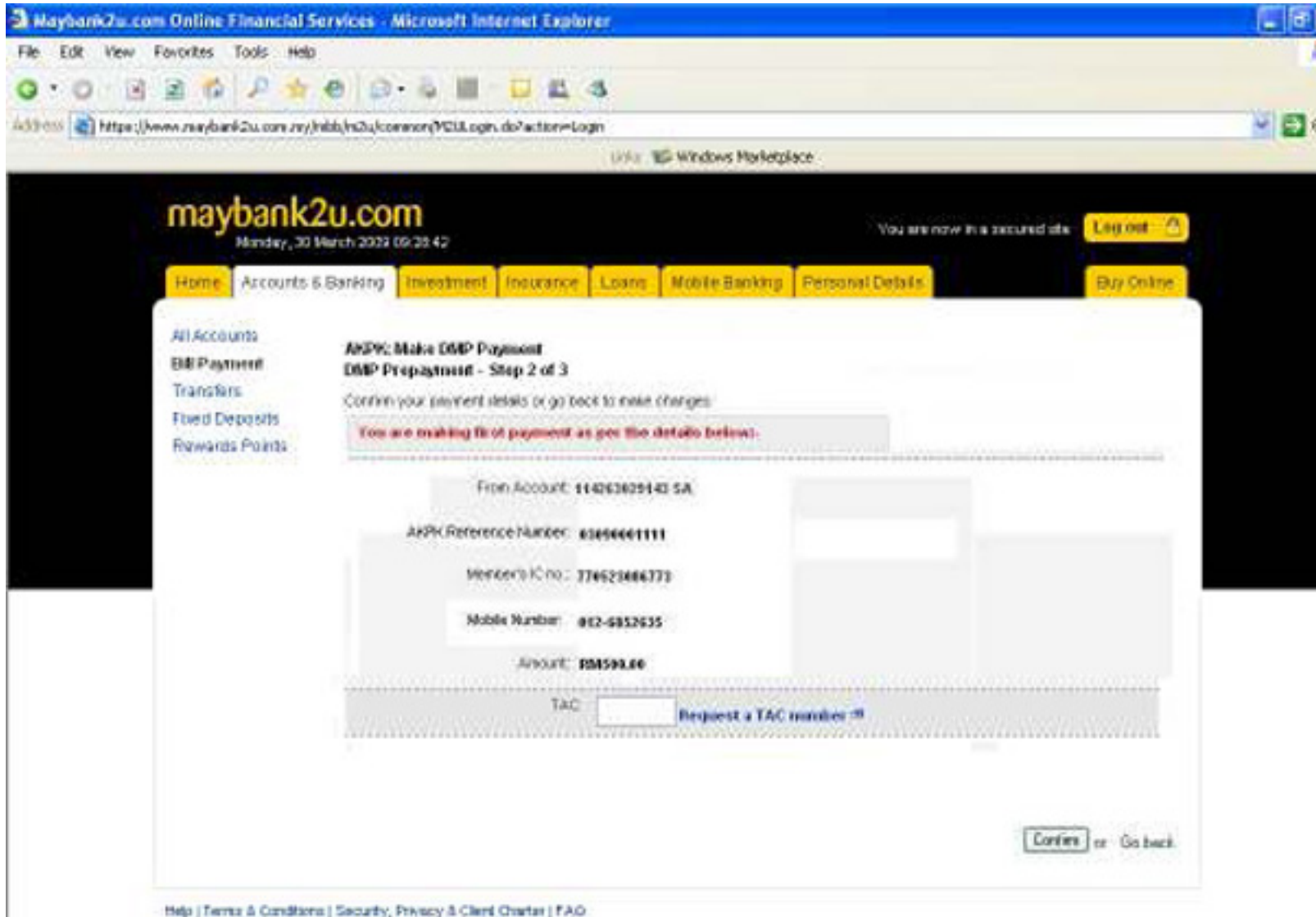
1. Follow Step 1-3 in previous slides. Click on 'AKPK Payment Type' and select 'DMP Pre-Payment'. Click 'Continue'.



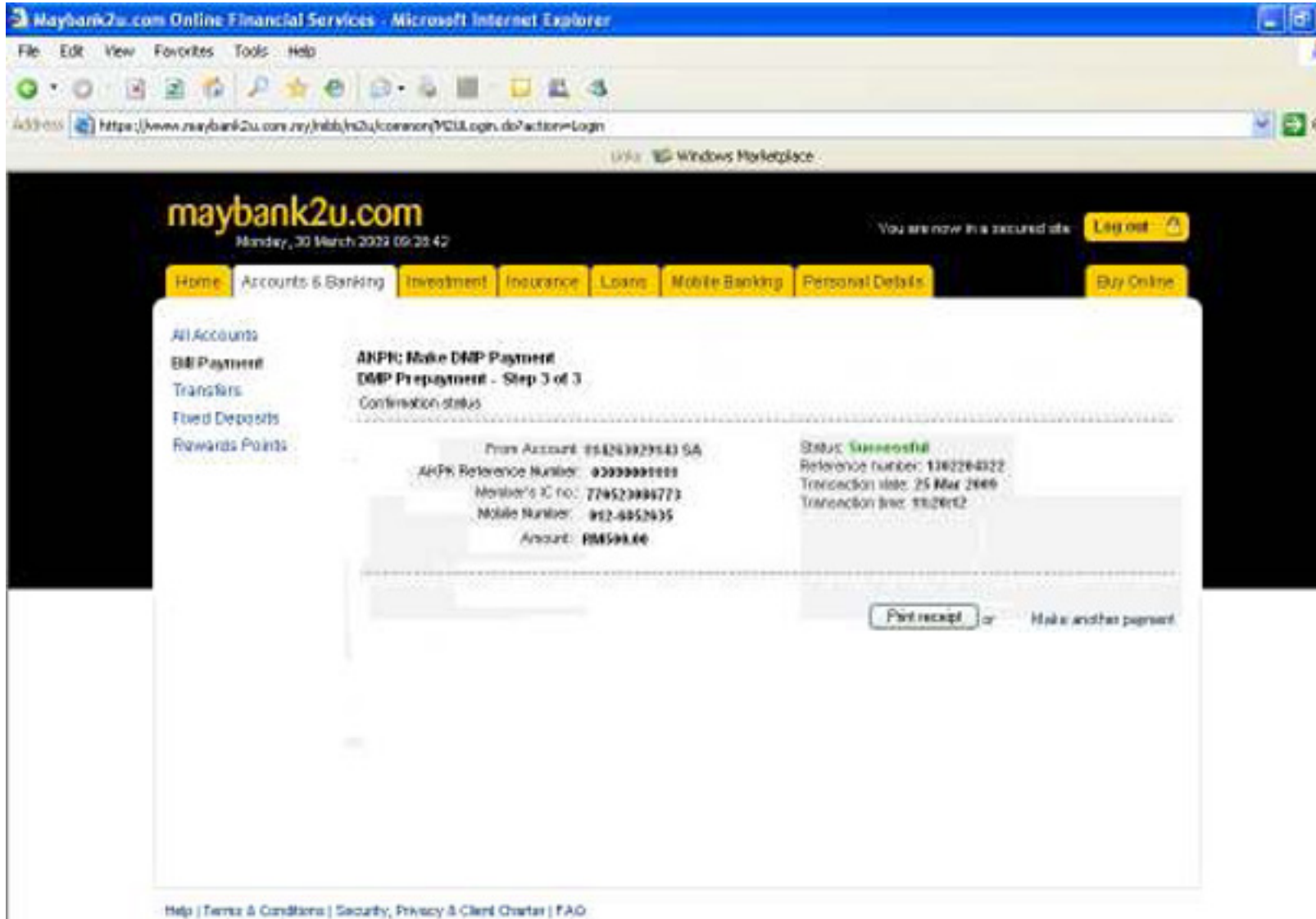
2. Request for TAC number. Select the account you wish to perform your 'DMP Pre-Payment'. Key in your AKPK Reference Number, IC no, Mobile Number and the amount you would like to pay. Click 'Continue'

The screenshot shows a web browser window with the URL <https://www.maybank2u.com.my/hibb/ks2u/loanmgr/PCUL/login.do?actor=Login>. The page title is "Maybank2u.com Online Financial Services - Microsoft Internet Explorer". The browser's address bar shows the URL. The page content includes the Maybank2u.com logo, the date "Monday, 30 March 2022 09:29:42", and a "Log out" button. A navigation menu contains "Home", "Accounts & Banking", "Investment", "Insurance", "Loans", "Mobile Banking", "Personal Details", and "Buy Online". A sidebar on the left lists "All Accounts", "EMI Payment", "Transfers", "Fixed Deposits", and "Rewards Points". The main content area is titled "AKPK: Make DMP Payment" and "DMP Prepayment - Step 2 of 3". It instructs the user to "Confirm your payment details or go back to make changes." and displays a red warning: "You are making first payment as per the details below:". The details shown are: From Account: 114263829143 SA, AKPK Reference Number: 83894441111, Member's IC no.: 374623444373, Mobile Number: 012-6852635, and Amount: RM599.00. There is a "TAC" field with a "Request a TAC number" link. At the bottom right, there are "Confirm" and "Go back" buttons. The footer contains links for "Help", "Terms & Conditions", "Security, Privacy & Client Charter", and "FAQ".

### 3. Key in TAC number and click 'Confirm' to complete your transaction



4. Payment Status Page will appear. Click 'Print Receipt' for your future reference



# 5. Keep the copy of your receipt for your future reference

